

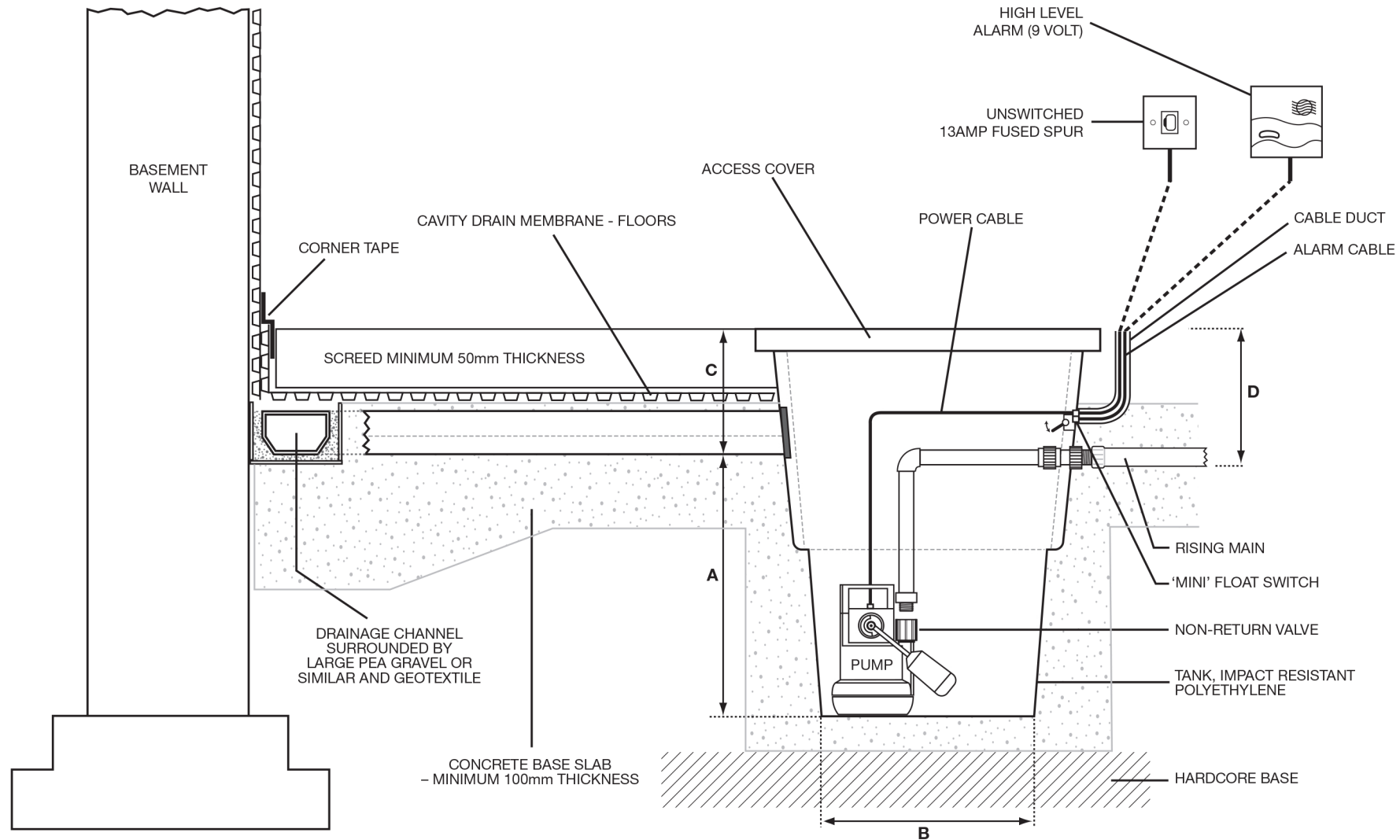
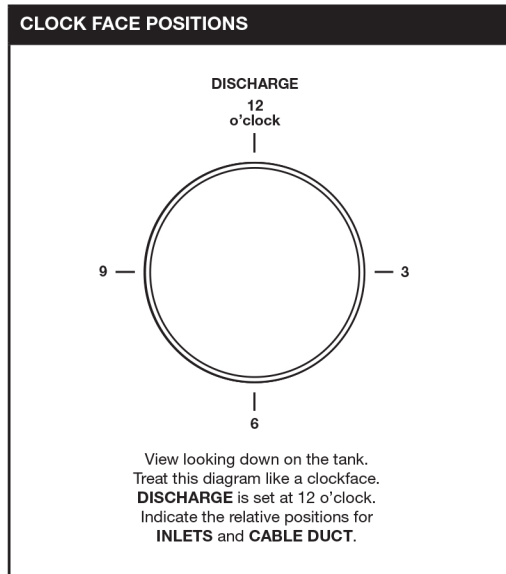
BLACKSUMP – Technical Drawing (Drainage channel – screeded floor)

SHOULD YOU REQUIRE ANY TECHNICAL ASSISTANCE
PLEASE CONTACT OUR HELPDESK ON 0845 400 6666
OR EMAIL SALES@LECTROS.COM

TECHNICAL SPECIFICATIONS	
Power Supply	
Rated Current	
Motor Rating	
Frequency	
Revolutions per Minute	
Max. Vertical Output	
Max. Horizontal Output	
Max. Flow Rate	
Max. Liquid Temperature	
Discharge Size	
Cable Length	
Weight	
Colour	

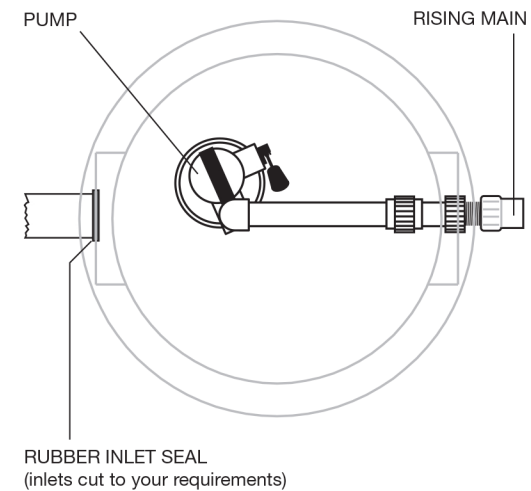
ACCESS COVER (CLEAR OPENING)		
LENGTH (mm)	WIDTH (mm)	TYPE

FABRICATION SPECIFICATIONS				
ITEM	INDEX	DEPTH (mm)	DIAMETER (mm)	CLOCK FACE POSITION
Tank depth	A			
Tank diameter	B			
Inlet	C1			
Inlet	C2			
Inlet	C3			
Inlet	C4			
Discharge	D			12
Slab (inc. cover)	E			
Cable Duct				



SIDE ELEVATIONS

COMMENTS:



PLAN VIEW

**PLEASE NOTE THAT THIS DOCUMENT MUST
BE READ IN CONJUNCTION WITH THE
INSTALLATION & OPERATING GUIDELINES.
DRAWING NOT TO SCALE.**

CUSTOMER NAME	PRODUCT NAME
PROJECT NAME	DRAWING VERSION
PROJECT ADDRESS	DATE
	DRAWN BY CHECKED BY

Wykamol Group
Unit 3 Boran Court,
Network 65 Business Park,
Hapton, Burnley, Lancashire BB11 5TH

Tel: 0845 400 6666
Fax: 0845 400 3333
Email: info@wykamol.com
Web: www.wykamol.com

