


CM3 Cavity Drain Membrane

The Wykamol range of cavity drain membranes are high quality, structural waterproofing materials, with a choice of stud height for different drainage capacities and applications.



CM3 Cavity Drain Membrane is a 3 mm studded membrane, suitable for Type C waterproofing or damp-proofing, and delivering a grade 3 environment to BS8102:2009 and NHBC Chapter 5.4.

ADVANTAGES

- Fast track flooring applications (damp barrier)
- Part of a type C cavity drain membrane system in line with BS8102:2022.
- Quick to install - minimal preparation needed to wall and floor surfaces.
- Easy to fold around windows and doors.
- Easily cut down using a sharp blade.
- No drying out process - redecoration can occur immediately.
- Little or no damage to the existing structure.
- Low and high temperature tolerance.
- Creates a dry, habitable living space in areas previously suffering from damp/wet conditions.
- Waterproof, salt inhibiting, root and contaminate resistant.

TYPICAL USES

Walls, Floors, Vaults, Tunnels, Above and below ground level, Waterproofing applications and Damp-proofing applications.

TECHNICAL DATASHEET

SUBSTRATE PREPARATION

1. When used in new construction, the concrete slab must be laid in accordance with BS 8204-1:2003+A1:2009 to achieve a flat surface not deviating more than 5 mm from the underside of a 3000 mm straight edge.
2. Unsound plaster, render or screed should be removed and surfaces made level, with floors to the above tolerances. This can be achieved using Wykamol's Universal Mortar, or a 3:1 sand:cement mix incorporating Renderproof Waterproofing Additive. Leave all new works to dry thoroughly before CM3 membranes are fixed.
3. In case of walls suffering from mould or masonry fungi, prior to fixing the membrane, remove surface contamination by brushing, then apply Microtech Biocide in line with the relevant Technical Data Sheet.
4. If dry rot (*Serpula Lacrymans*) is present in the walls, this will require detailed assessment before proceeding. Please contact the our Technical Department for further advice.
5. Above ground level it is recommended, that where possible, all sources of moisture are alleviated at the source using a DPC such as Ultracure, before applying CM3 membrane. This reduces potential damage to masonry and timber etc.

APPLICATION

With studs facing the wall, fixing is carried out using Wykamol CM Plaster Plugs or CM Brick Plugs.

1. We recommend an application of Wykamol Microsealer to the concrete walls and slab, before an application of CM3, to prevent lime efflorescence and dusting, which can block perimeter drainage channels.
2. Drill a hole through the centre of the stud. Take care when drilling holes to avoid excessive masonry dust from falling into the cavity.
3. Place the chosen plug (with seal for all underground waterproofing applications) into the hole and drive the fixing home with a rubber mallet or club hammer.
4. We would suggest that spacing between plug fixings should be no greater than 600 mm, to ensure a tight fix to the wall. However, this may vary depending on the exact batten/board size and site conditions may dictate otherwise.
5. Seal the membrane at the flanges (a band of membrane running along the edge where no studs are present) with Wykamol Tape.

6. Stud-to-stud joints are overlapped by at least two rows (three in very wet conditions) and the flat area is then sealed with Wykamol Rope.
7. Ensure flanges run vertically on walls and are positioned in front of the preceding width of membrane. In the case of horizontal joints, the lower sheet is positioned to the front.
8. Where there is or could be severe water ingress, a membrane with a greater stud height should be considered.

Vaulted Ceilings:

These can be successfully lined using Wykamol CM3, taking care to seal all mitred joints with Wykamol Tape/Rope/Overseal Tape.

Above Ground:

CM3 Membrane should finish at solid floor and ceiling junctions using profile strips.

CONDITIONS & LIMITATIONS

Flat soffits below ground should never be lined with Wykamol CM3 Membrane as it requires a minimum slope of 10%.

Floor Applications:

CM3 Cavity Drain Membrane is rolled out (studs down) and joints sealed as in wall applications. No fixings should be used.

FINISHING

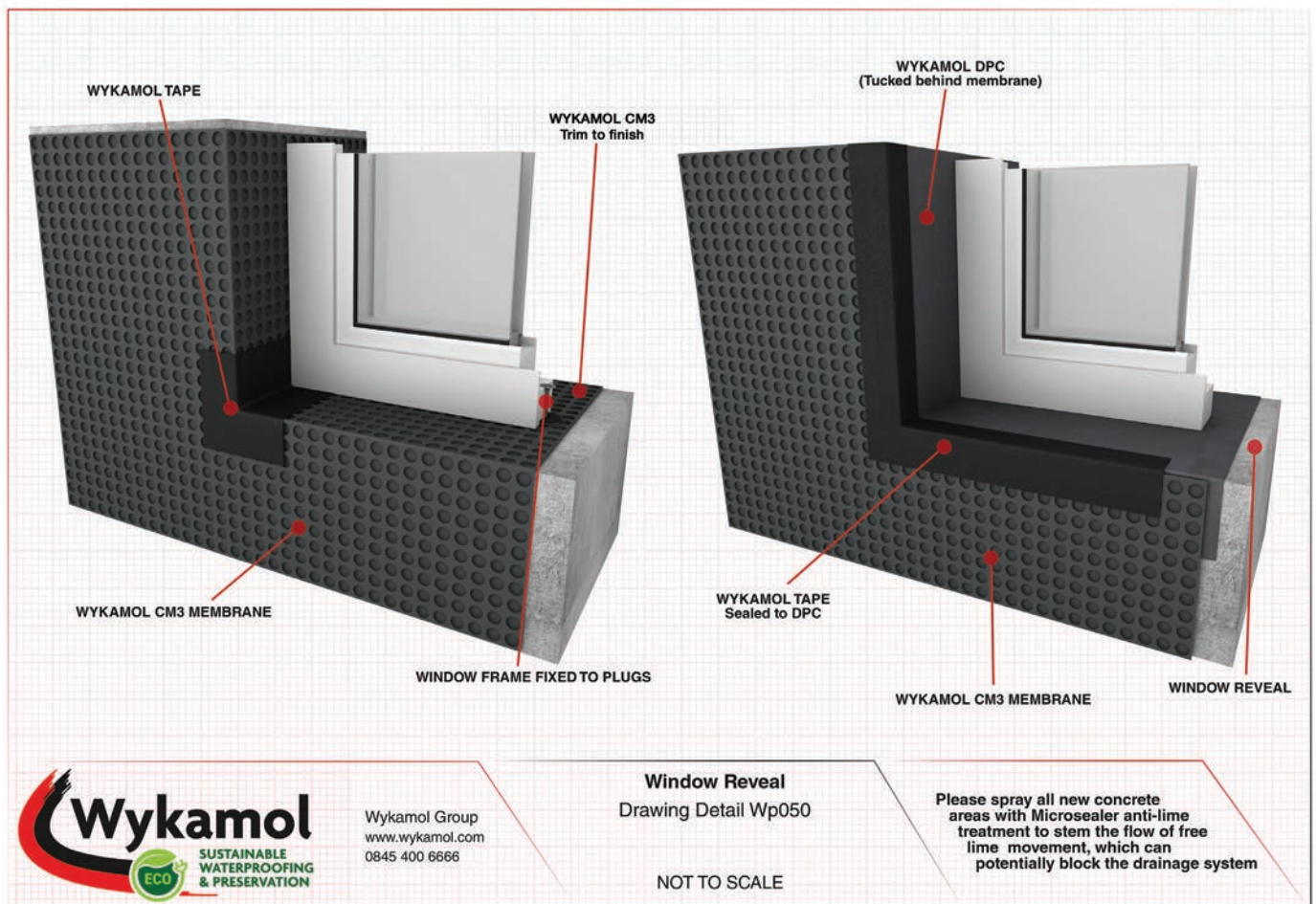
Stud Frame:

When using this finishing method, Wykamol Brick Plugs should be applied in a vertical line, roughly corresponding to the stud locations and battens (minimum of 25 x 38mm). Fix the stud frame to the plugs using No. 10 screws (5 mm). If the plugs cannot be applied in a straight line, 'Gyproc' brackets can be used to hold the battens in place. Ensure the screw depth does not perforate the CM3 Membrane.

Floors:

CM3 Membrane may be overlaid with closed cell insulation before laying T&G flooring, ensuring a 10 mm expansion joint all around. Alternatively, a conventional 65 mm of sand and cement screed can be laid, although site conditions may vary, therefore if doubt exists, please contact the Wykamol Technical Department. Normal decorating materials can be used as soon as the floor, screed or plaster finishes are dry. While applying, ensure atmospheric moisture levels are below 70% RH. Impermeable floor finishes should not be laid until screed moisture content is below 75% RH.

CM3 CAVITY DRAIN MEMBRANE



Technical Data	Result	Test Standards
Material	HDPE	N/A
Unit Weight	0.5 Kg/m ²	N/A
Sheet Thickness	0.6 mm	N/A
Stud Height	3 mm	N/A
Colour	White	N/A
Water tightness.60 kPa; 24 h	Pass	EN 1928
Working Temperature	-50°C to +80°C	N/A
Softening Temperature	126°C	N/A
Tensile Strength MD	416 N	BS 12311-2
Tensile Strength CD	488 N	BS 12311-2
Resistance to Static Loading	>20 Kg	BS 12730
Compressive Strength	250 kN/m ²	BS EN ISO 25619-2
Reaction to Fire	Class E	BS EN 13501-1
Type of Application	Type V	N/A
Life Expectancy	Lifetime of Structure	

AFTERCARE

Wykamol CM3 membranes provide a dry, warm and habitable living space in basements and other areas suffering from chronically damp conditions. However, it is equally important that areas which lack natural ventilation are provided with adequate means of condensation control, especially in wet areas such as kitchens, bathrooms etc.

This is best achieved through the provision of an effective mechanical ventilation system. Please consult the Wykamol Technical Department for further advice.

This product is also available with a high performance bonded mesh for direct plaster finishes. Please see separate data sheet.

However, general precaution should be exercised in the use of drills etc. taking particular note of the special risks associated with working in confined spaces (basements) with restricted access/egress.

The Wykamol Group always advise the use of appropriate PPE, including gloves, hard hat, goggles, high visibility jackets and steel toe cap boots.

For further information and advice, please contact the Wykamol Technical Department and consult the Safety Data Sheet, which is available upon request.

PACK SIZE AND COVERAGE

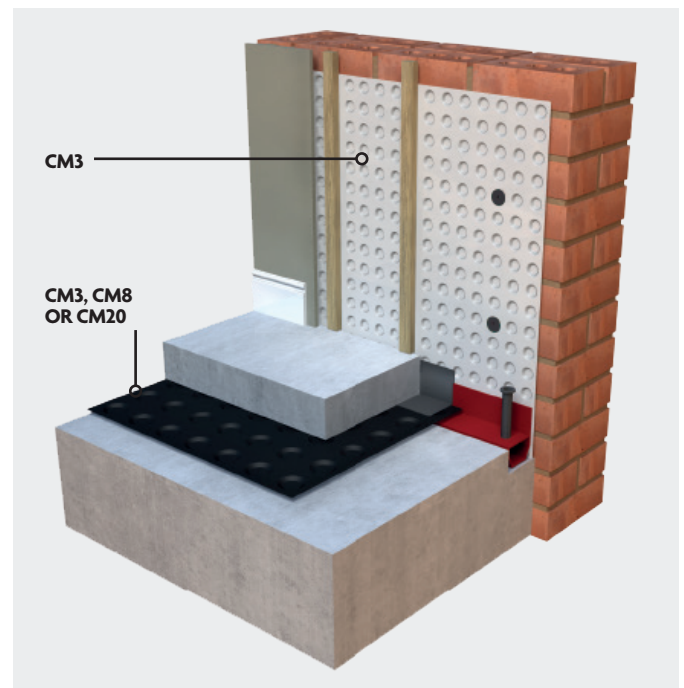
Product Code	Pack Size	Coverage
CM32X20C	2 m x 20 m	40 m ²
CM31X20C	1 m x 20 m	20 m ²

STORAGE & SHELF LIFE

Store in an upright position, under cover and away from high temperatures and open flames. Shelf life is the lifetime of the structure, when stored and installed in line with the datasheet recommendations.

HEALTH AND SAFETY

No specific hazards are likely to arise while using any Wykamol Waterproofing Membranes or ancillaries; neither are classified as hazardous in respect to CHIP II Regulations 1999.



Boran Court, Network 65 Business Park, Hapton,
Burnley Lancashire BB11 5TH
t: +44 (0)1282 473 100 e: info@wykamol.com
www.wykamol.com



Unit 3-5 Crayford Commercial Centre,
Greyhound Way, Kent, DA1 4HF
t: +44 (0)1322 318 830 e: info@tritonsystems.co.uk
www.tritonsystems.co.uk

The information in this technical datasheet is given in good faith and was correct at the time of publication, but does not purport to be all inclusive. We reserve the right to update this information at any time without prior notice. All data is obtained through extensive testing in stringent laboratory conditions, however as we have no control over site conditions or work executed we accept no liability for incidental and/or consequential property damage arising out of the use of this product. The Wykamol Group's standard terms and conditions of sale apply.