

TECHNICAL DATASHEET



CM20 YELLOW Cavity Drain Membrane

The Wykamol range of cavity drain membranes are high quality, structural waterproofing materials, with a choice of stud height for different drainage capacities and applications.



The **CM20 High-visibility Yellow Cavity Drain Membrane** is a 20mm studded membrane, suitable for Type C waterproofing and delivering a grade 3 environment to BS8102:2009 and NHBC Chapter 5.4. CM20 Yellow is the highest drainage capacity membrane in the Wykamol Waterproofing range.

ADVANTAGES

- High grade material with good visibility for dark basements.
- Easy to see joints avoiding trip hazard.
- Part of a type C cavity drain membrane system in line with BS8102:2009.
- Gives a high water void volume of 14 litres/m².
- Quick to install - easy to roll out along floors.
- Creates a dry, habitable living space in areas previously suffering from damp or wet conditions.
- Easily cut down using a sharp blade.
- Waterproof, salt inhibiting, root and contaminate resistant.
- Little or no damage to the existing structure.
- Low and high temperature tolerance.
- Available in rolls of 2m x 20m and 2m x 10m* (*only 20 kg in weight)

TYPICAL USES

Radon barrier approved - Walls, Floors, Vaults, Tunnels and Above and below ground level Waterproofing applications.

▼ TECHNICAL DATASHEET

SUBSTRATE PREPARATION

1. When used in new construction, the concrete slab must be laid in accordance with BS 8204-1:2003+A1:2009 to achieve a flat surface not deviating more than 5 mm from the underside of a 3000 mm straight edge.
2. Unsound plaster, render or screed should be removed and surfaces made level, with floors to the above tolerances. This can be achieved using Wykamol's Universal Mortar, or a 3:1 sand:cement mix incorporating Renderproof Waterproofing Additive. Leave all new works to dry thoroughly before CM20 Yellow membranes are fixed.
3. In case of walls suffering from mould or masonry fungi, prior to fixing the membrane, remove surface contamination by brushing, then apply Microtech Biocide in line with the relevant Technical Data Sheet
4. If dry rot (*Serpula Lacrymans*) is present in the walls, this will require detailed assessment before proceeding. Please contact the Wykamol Technical Department for further advice.
5. Above ground level it is recommended, that where possible, all sources of moisture are alleviated at the source using a DPC such as Ultracure, before applying CM20 Yellow membrane. This reduces potential damage to masonry and timber etc.

APPLICATION

Wykamol CM20 Yellow Membrane is applied with studs facing the wall or floor, using CM Brick Plugs for wall applications.

Floor Applications:

1. We recommend an application of Wykamol Microsealer to the concrete walls and slab, before application of CM20 Yellow, to prevent lime efflorescence and dusting, which can block perimeter drainage channels.
2. CM20 Yellow is rolled out on the concrete slab and sealed using Wykamol Corner Tape (where internal and external corners occur)
3. Sheets of CM20 Yellow membrane should overlap by 3 studs and 'interlock'
4. Fixings should not be applied to floor membranes.

Wall Applications:

In areas which could be vulnerable to high water ingress, Wykamol CM20 Yellow can be applied to both walls and floors.

1. Drill a hole through the CM20 Yellow Membrane, through the centre of the stud. Take care when drilling holes to avoid excessive masonry dust from falling into the cavity.
2. Place the chosen CM plug (with seal for all underground waterproofing applications) into the hole and drive the fixing home with a wooden or rubber mallet.
3. Seal the membrane at the flanges (a band of membrane running along the edge where no studs are present) with Wykamol Tape.
4. Stud-to-stud joints are overlapped by at least two rows (three in very wet conditions) and the flat area is then sealed with Wykamol Rope and corner detail.
5. Ensure flanges run vertically on walls and are positioned in front of the preceding width of membrane. In the case of horizontal joints, the lower sheet is positioned to the front.
6. Where there is or could be severe water ingress, joints may also be closed off with Wykamol Overseal Tape or corner detail.

Vaulted Ceilings:

These can be lined using Wykamol CM20 Yellow, taking care to seal all mitred joints with Wykamol Tape/Rope/Overseal Tape.

CONDITIONS & LIMITATIONS

Flat soffits below ground should never be lined with Wykamol CM20 Yellow Membrane as it requires a minimum slope of 10%.

Take care when running CM20 Yellow Membrane around internal and external corners to ensure the sheet is fixed tight to the angle.

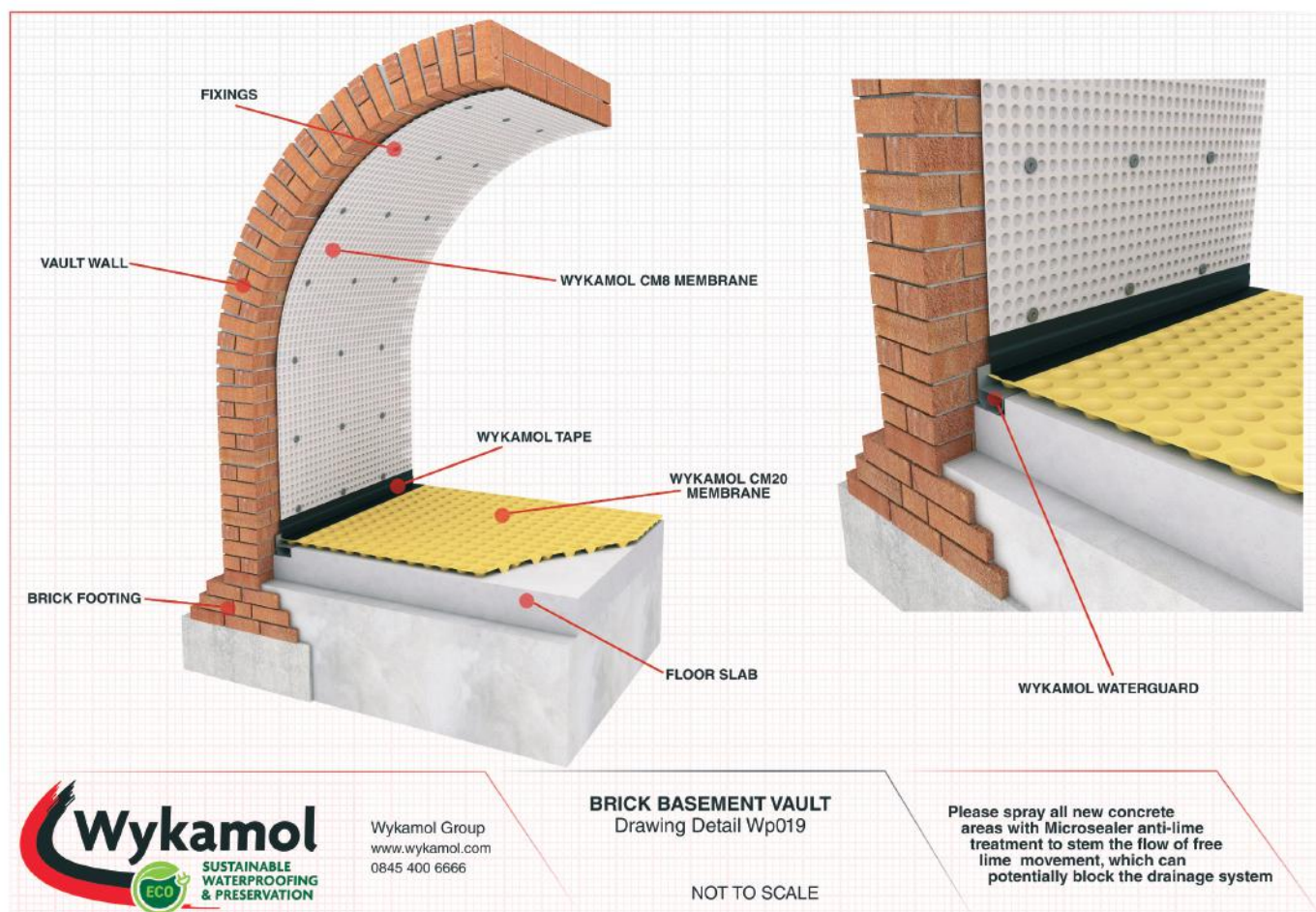
When applying CM20 Yellow to walls, we advise that you contact the Wykamol Technical Department for advice on application, fixings and finishes.

FINISHING

FLOOR APPLICATIONS: When the Wykamol CM20 membrane has been applied, refer to your design specification with regards to insulation application (if necessary). Basement floors are finished with a concrete pour or a 65 mm screed. Impermeable floor finishes should not be laid until screed moisture content is below 75% RH.

STUD FRAME: When using CM20 Yellow on walls, please contact the Wykamol Group Technical Department for advice on appropriate application of finishes.

CM20 YELLOW CAVITY DRAIN MEMBRANE



Technical Data	Result	Test Standards
Material	HDPE	N/A
Unit Weight	1 Kg/m ²	N/A
Sheet Thickness	1 mm	N/A
Stud Height	20 mm	N/A
Colour	Yellow	N/A
Water tightness 60 kPa; 24h	Pass	EN 1928
Working Temperature	-50°C to +80°C	N/A
Softening Temperature	126°C	N/A
Tensile Strength MD	416 N	BS 12311-2
Tensile Strength CD	488 N	BS 12311-2
Resistance to Static Loading	>20 Kg	BS 12730
Compressive Strength	170 kN	BS EN ISO 25619-2
Reaction to Fire	Class E	BS EN 13501-1:2007+A1:2009
Type of Application	Type V	N/A
Life Expectancy	Lifetime of Structure	

TECHNICAL DATASHEET



AFTERCARE

Wykamol CM20 Yellow membranes provide a dry, warm and habitable living space in basements and other areas suffering from chronically damp conditions. However, it is equally important that areas which lack natural ventilation are provided with adequate means of condensation control, especially in wet areas such as kitchens, bathrooms etc.

This is best achieved through the provision of an effective mechanical ventilation system. Please consult the Wykamol Technical Department for further advice.

PACK SIZE AND COVERAGE

Product Code	Pack Size	Coverage
CM202YELLOWX10	2m x 10m	20 m*
CM20YELLOW2X20	2m x 20m	40 m ²

STORAGE & SHELF LIFE

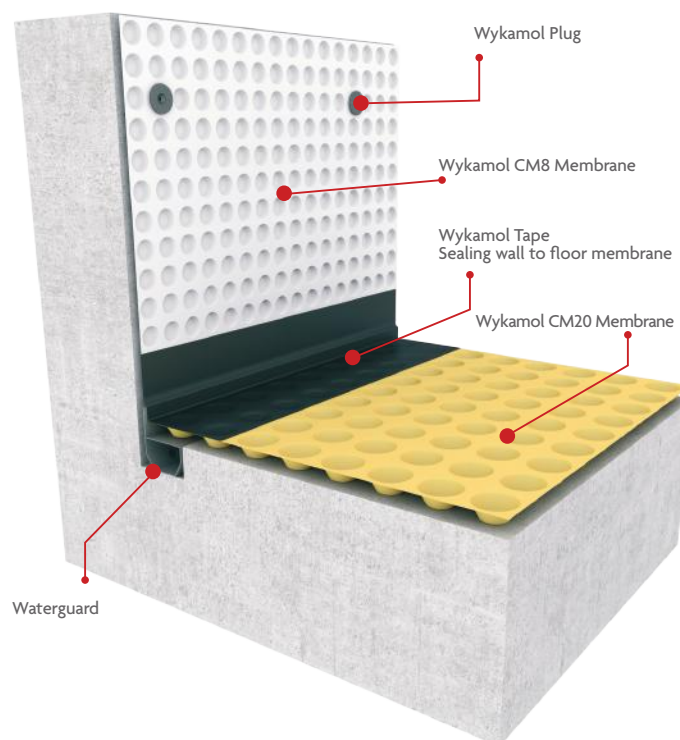

Store in an upright position, under cover and away from high temperatures and open flames. Shelf life is the lifetime of the structure, when stored and installed in line with the datasheet recommendations.

HEALTH AND SAFETY

No specific hazards are likely to arise while using any Wykamol Waterproofing Membranes or ancillaries; neither are classified as hazardous in respect to CHIP II Regulations 1999. However, general precaution should be exercised in the use of drills etc. taking particular note of the special risks associated with working in confined spaces (basements) with restricted access/egress.

The Wykamol Group always advise the use of appropriate PPE, including gloves, hard hat, goggles, high visibility jackets and steel toe cap boots.

For further information and advice, please contact the Wykamol Technical Department and consult the Safety Data Sheet, which is available upon request.



Unit 3, Boran Court, Network 65 Business Park, Hapton, Burnley Lancashire BB11 5TH
t: +44 (0)1282 473 100 www.wykamol.com e: info@wykamol.com

The information in this technical datasheet is given in good faith and was correct at the time of publication, but does not purport to be all inclusive. We reserve the right to update this information at any time without prior notice. All data is obtained through extensive testing in stringent laboratory conditions, however as we have no control over site conditions or work executed we accept no liability for incidental and/or consequential property damage arising out of the use of this product. The Wykamol Group's standard terms and conditions of sale apply.