

## Wykamol Group Ltd

Unit 3, Boran Court  
Network 65 Business Park  
Hapton, Burnley  
Lancashire BB11 5TH

Tel: 01282 473100

e-mail: [info@wykamol.com](mailto:info@wykamol.com)

website: [www.wykamol.com](http://www.wykamol.com)



**Agrément Certificate**

**18/5595**

Product Sheet 2

## WYKAMOL WATERPROOFING SYSTEM

### WYKAMOL CM3 CAVITY DRAIN MESH MEMBRANE

This Agrément Certificate Product Sheet<sup>(1)</sup> relates to Wykamol CM3 Cavity Drain Mesh Membrane, a translucent high-density polyethylene (HDPE) membrane incorporating a polypropylene mesh as a key for plaster, render or dry lining on plaster dabs for damp-proofing walls and ceilings in new construction or in existing buildings. It can be used above or below ground, over a contaminated or damp background, to support a dry lining. It can also be used externally as a waterproof support for render.

(1) Hereinafter referred to as 'Certificate'.

#### CERTIFICATION INCLUDES:

- factors relating to compliance with Building Regulations where applicable
- factors relating to additional non-regulatory information where applicable
- independently verified technical specification
- assessment criteria and technical investigations
- design considerations
- installation guidance
- regular surveillance of production
- formal three-yearly review.

#### KEY FACTORS ASSESSED

**Resistance to water and water vapour** — the product is water resistant and has a high resistance to water vapour transmission (see section 6).

**Resistance to salt transfer** — the product provides an effective barrier to the transmission of salts or other contaminants from the substrate (see section 8).

**Properties in relation to fire** — the product has not been classified in accordance with BS EN 13501-1: 2018 and its use is restricted under the national Building Regulations in some circumstances (see section 9).

**Resistance to puncture** — the product has a high resistance to puncture (see section 10).

**Durability** — under normal service conditions, the product will provide an effective barrier to the transmission of salts, liquid water and water vapour for the life of the structure in which it is incorporated (see section 13).

The BBA has awarded this Certificate to the company named above for the product described herein. This product has been assessed by the BBA as being fit for its intended use provided it is installed, used and maintained as set out in this Certificate.

On behalf of the British Board of Agrément

Date of Second issue: 23 August 2022

Originally certificated on 25 February 2019

Hardy Giesler  
Chief Executive Officer

*The BBA is a UKAS accredited certification body – Number 113.*

*The schedule of the current scope of accreditation for product certification is available in pdf format via the UKAS link on the BBA website at [www.bbacerts.co.uk](http://www.bbacerts.co.uk)  
Readers **MUST** check the validity and latest issue number of this Agrément Certificate by either referring to the BBA website or contacting the BBA directly.*

*Any photographs are for illustrative purposes only, do not constitute advice and should not be relied upon.*

#### British Board of Agrément

Bucknalls Lane  
Watford  
Herts WD25 9BA

©2022

tel: 01923 665300  
[clientservices@bbacerts.co.uk](mailto:clientservices@bbacerts.co.uk)  
[www.bbacerts.co.uk](http://www.bbacerts.co.uk)

## Regulations

In the opinion of the BBA, Wykamol CM3 Cavity Drain Mesh Membrane, if installed, used, and maintained in accordance with this Certificate, can satisfy or contribute to satisfying the relevant requirements of the following Building Regulations (the presence of a UK map indicates that the subject is related to the Building Regulations in the region or regions of the UK depicted):



### The Building Regulations 2010 (England and Wales) (as amended)

<b>Requirement:</b> Comment:	<b>B3(4)</b>	<b>Internal fire spread – structure</b> The product can contribute to satisfying this Requirement. See section 9.1 of this Certificate.
<b>Requirement:</b> Comment:	<b>B4(1)</b>	<b>External fire spread</b> The product is restricted by this Requirement in some circumstances. See sections 9.1 and 9.2 of this Certificate.
<b>Requirement:</b> Comment:	<b>C2(a)(b)</b>	<b>Resistance to moisture</b> The product adequately resists the passage of moisture. See section 6.1 of this Certificate.
<b>Regulation:</b> Comment:	<b>7(1)</b>	<b>Materials and workmanship</b> The product is acceptable. See section 13 and the <i>Installation</i> part of this Certificate.
<b>Regulation:</b> Comment:	<b>7(2)</b>	Materials and workmanship The product is restricted by this Regulation in some circumstances. See sections 9.1 and 9.2 of this Certificate.



### The Building (Scotland) Regulations 2004 (as amended)

<b>Regulation:</b> Comment:	<b>8(1)</b>	<b>Durability, workmanship, and fitness of materials</b> The product is acceptable. See section 13 and the <i>Installation</i> part of this Certificate.
<b>Regulation:</b> Standard: Comment:	<b>9</b> <b>2.4</b>	<b>Building standards applicable to construction</b> Cavities The product is restricted by this Standard in some circumstances with respect to clause 2.4.2 <sup>(1)(2)</sup> . See sections 9.1 and 9.3 of this Certificate.
Standard: Comment:	<b>3.3</b>	Flooding and ground water The product can contribute to minimising or eliminating the effects of flooding on the building fabric and/or the building element, with reference to clause 3.3.1 <sup>(1)(2)</sup> of this Standard. See section 6.1 of this Certificate.
Standard: Comment:	<b>3.4</b>	Moisture from the ground The product adequately resists the passage of moisture with reference to clauses 3.4.1 <sup>(1)(2)</sup> , 3.4.2 <sup>(1)(2)</sup> , 3.4.5 <sup>(1)(2)</sup> , 3.4.6 <sup>(1)(2)</sup> and 3.4.7 <sup>(1)(2)</sup> of this Standard. See section 6.1 of this Certificate.
Standard: Comment:	<b>3.6(a)</b>	Surface water drainage The product can contribute to satisfying this Standard, with reference to clause 3.6.3 <sup>(1)(2)</sup> . See section 6.1 of this Certificate.
Standard: Comment:	<b>3.10</b>	Precipitation The product adequately resists the passage of moisture, with reference to clause 3.10.1 <sup>(1)(2)</sup> of this Standard. See section 6.1 of this Certificate.

**Standard:** 7.1(a) **Statement of sustainability**  
**Comment:** The product can contribute to satisfying the relevant requirements of Regulation 9, Standards 1 to 6, and therefore will contribute to a construction meeting a bronze level of sustainability as defined in this Standard.

**Regulation:** 12 **Building standards applicable to conversions**  
**Comment:** Comments in relation to the product under Regulation 9, Standards 1 to 6, also apply to this Regulation, with reference to clause 0.12.1<sup>(1)(2)</sup> and Schedule 6<sup>(1)(2)</sup>.

(1) Technical Handbook (Domestic).  
(2) Technical Handbook (Non-Domestic).



## The Building Regulations (Northern Ireland) 2012 (as amended)

**Regulation:** 23(a)(i) **Fitness of materials and workmanship**  
**Comment:** (iii)(b)(i) The product is acceptable. See section 13 and the *Installation* part of this Certificate.

**Regulation:** 28(a)(b) **Resistance to moisture and weather**  
**Comment:** The product adequately resists the passage of moisture. See section 6.1 of this Certificate.

**Regulation:** 35(4) **Internal fire spread - structure**  
**Comment:** The product can contribute to satisfying this Regulation. See section 9.1 of this Certificate.

## Construction (Design and Management) Regulations 2015

## Construction (Design and Management) Regulations (Northern Ireland) 2016

Information in this Certificate may assist the client, designer (including Principal Designer) and contractor (including Principal Contractor) to address their obligations under these Regulations.

See section: 1 *Description* (1.2) of this Certificate.

### Additional Information

#### NHBC Standards 2022

In the opinion of the BBA, Wykamol CM3 Cavity Drain Mesh Membrane, if installed, used, and maintained in accordance with this Certificate, can satisfy or contribute to satisfying the relevant requirements in relation to *NHBC Standards*, Chapters 5.1 *Substructure and ground bearing floors*, 5.2 *Suspended ground floors* and 5.4 *Waterproofing of basements and other below ground structures*.

Where Grade 3 waterproofing protection is required and the below-ground wall retains more than 600 mm (measured from the top of the retained ground to the lowest finished floor level), the product should be used in combination with either a Type A or B waterproofing protection.

In the opinion of the BBA, use of the product on existing structures, when installed and used in accordance with this Certificate can satisfy or contribute to satisfying the relevant requirements in relation to *NHBC Standards for Conversions and Renovations*, taking account of other relevant guidance within the chapter and the suitability of the substrate to receive the product.

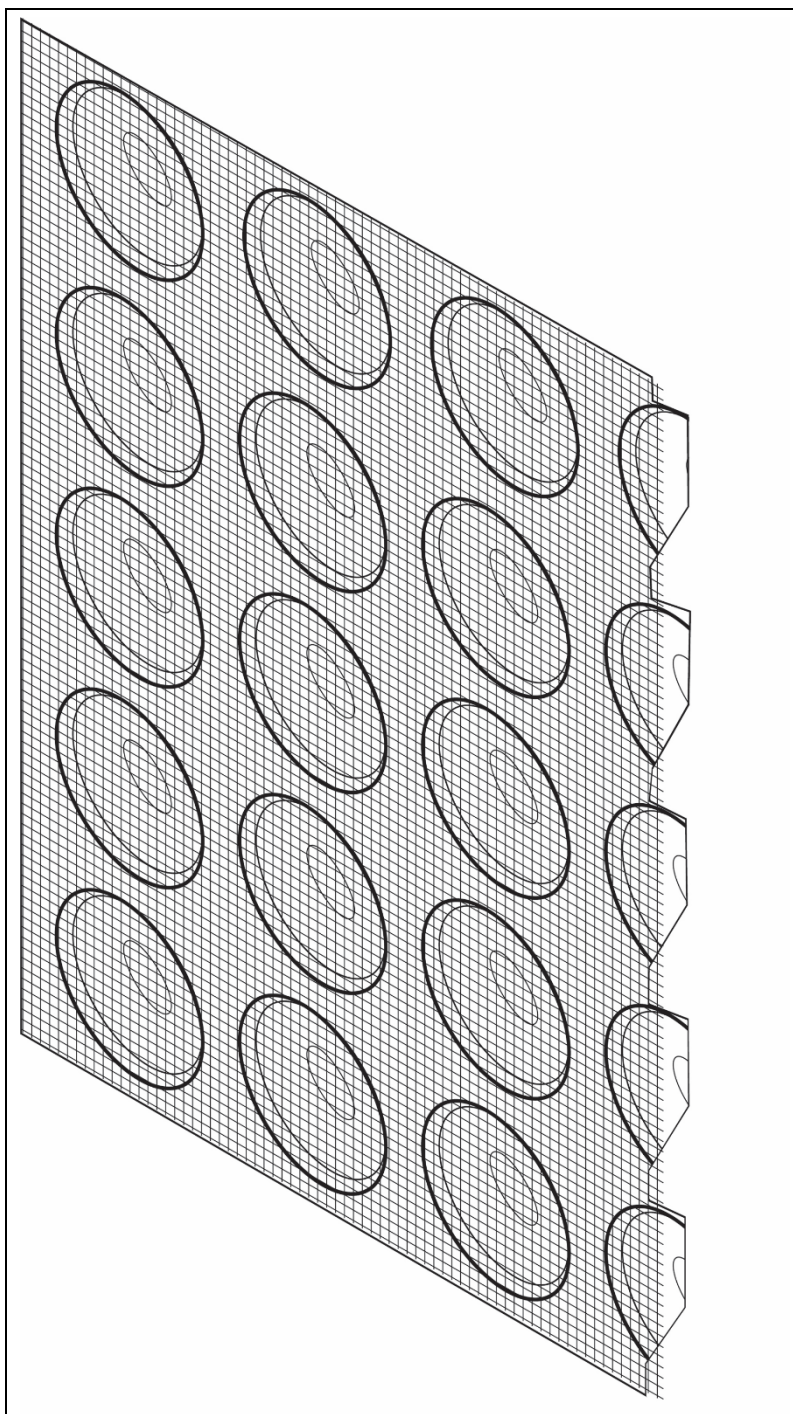
#### CE marking

The Certificate holder has taken the responsibility of CE marking the product, in accordance with harmonised European Standard BS EN 13967: 2012.

### 1 Description

1.1 Wykamol CM3 Cavity Drain Mesh Membrane is a translucent, HDPE membrane, moulded to form raised studs at 20 mm centres. A woven polypropylene mesh is thermally bonded to the face side, to form a key for plaster and render finishes or dry lining on plaster dabs.

Figure 1 Wykamol CM3 Cavity Drain Mesh Membrane



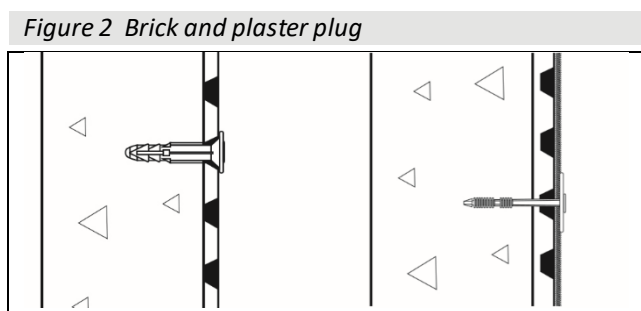
1.2 The product is supplied in roll form, and has the following nominal characteristics:

thickness (mm)	0.5
stud height (mm)	3
weight per unit area ( $\text{g}\cdot\text{m}^{-2}$ )	505
roll size (m)	1.0 x 10, 1.0 x 20, 1.2 x 20, 2.0 x 20

weight of roll (kg)	5.05, 10.10, 12.12, 20.20
air gap volume (ℓ·m <sup>-2</sup> )	5.

1.3 Ancillary items for use with the product include:

- CM Brick Plug — a 60 by 35 mm plastic plug with or without thermoplastic elastomer seal or Butyl Rope for fixing membrane to brick, stone, and concrete into a 10 mm diameter hole on above- and below-ground structures
- CM Plaster Plug — a 60 by 50 mm plastic plug with Butyl Rope for fixing membrane to brick, stone, and concrete into an 8 mm diameter hole on above- and below-ground structures, where a plaster, render, or dot and dab plaster board is necessary
- Butyl Tape — butyl rubber tape for sealing joints in the membrane
- Butyl Rope — butyl rubber beading for sealing joints in the membrane and sealing around plugs
- Corner Detail Tape — butyl rubber tape for sealing between vertical and horizontal membranes
- Butyl Overseal Tape — 75 mm butyl rubber tape for sealing butt joints between membranes, and detailing
- Fibre Tape — 115 mm wide butyl tape with fleece backing for sealing joints in the membrane. The fleece backing forms a bond with the plaster when used with meshed membranes
- Pre-formed thermoplastic elastomer seal washers — to fit around the plugs as an alternative to butyl rope
- Butyl Fibre Tape — butyl rubber tape with a fleece for sealing between vertical and horizontal membrane.



## 2 Manufacture

2.1 The product is formed in a continuous process in which HDPE is extruded into sheets into which the stud impressions are formed. A polypropylene mesh is then thermally welded on to the face side of the membrane.

2.2 As part of the assessment and ongoing surveillance of product quality, the BBA has:

- agreed with the manufacturer the quality control procedures and product testing to be undertaken
- assessed and agreed the quality control operated over batches of incoming materials
- monitored the production process and verified that it is in accordance with the documented process
- evaluated the process for management of nonconformities
- checked that equipment has been properly tested and calibrated
- undertaken to carry out the above measures on a regular basis through a surveillance process, to verify that the specifications and quality control being operated by the manufacturer are being maintained.

2.3 The management systems of Wykamol Group Ltd have been assessed and registered as meeting the requirements of BS EN ISO 9001: 2015 by Garek Assured (Certificate 0611/1104/116G).

## 3 Delivery and site handling

3.1 The product is delivered to site in wrapped rolls bearing the product and Certificate holder's name and the BBA logo incorporating the number of this Certificate.

3.2 Rolls should be stored on end, under cover and protected from sharp objects, sunlight and high temperatures.



## Assessment and Technical Investigations

The following is a summary of the assessment and technical investigations carried out on Wykamol CM3 Cavity Drain Mesh Membrane.

### Design Considerations

#### 4 Use

4.1 Wykamol CM3 Cavity Drain Mesh Membrane is satisfactory for use as a damp-proof membrane on walls and vaulted ceilings, above and below ground, in new construction or in existing buildings over a contaminated or damp background. It can support plastering, rendering or a dry lining fixed by plaster dabs, in the following situations:

- on damp walls in underground situations subject to high groundwater levels and perennial moisture
- on vaulted ceilings of archways or cellars subject to water ingress
- in conjunction with a remedial dpc system where the walls have a high salt content, and/or it is necessary to complete the installation immediately without allowing a period for initial drying
- over walls which have a friable or painted surface, are contaminated (eg with oil or mould) or have a high salt content
- as a waterproofing membrane in areas subject to vibration.

4.2 Depending on the application required and the site conditions, the product may be used as:

- a dry lining for walls, vented into the room via aeration slots at the top and bottom of the wall
- a sealed system covering wall and ceiling with provision made for disposing of water build-up behind the membrane via a sump and pump.

4.3 The product has not been assessed for use in chemically contaminated areas, such as brownfield sites.

4.4 The product is satisfactory for use in Type C (drained protection) constructions in accordance with BS 8102: 2022.

#### 5 Practicability of installation

The product is designed to be installed by competent specialist contractors experienced with damp-proofing work.

#### 6 Resistance to water and water vapour



6.1 The product is water resistant and has a high resistance to water vapour transmission. However, as installed it is not resistant to hydrostatic pressure and, consequently, the measures described in the *Installation* part of this Certificate must be followed to ensure that the product acts as a drainage layer with no excessive build-up of water behind it.

6.2 All joints and fixings must be sealed with Butyl Tape or Butyl Rope sealing products, and drainage channels and gullies, or sumps and pumps should be installed as necessary to disperse excess or standing water.

#### 7 Condensation risk

7.1 As with any room, there is a need to control the generation and dispersal of moisture in the internal environment and to select appropriate and robust designs to minimise the risk of both surface and interstitial condensation, especially where insulation is used over the membrane.

7.2 In common with most waterproofing membranes, the product has a very high resistance to vapour diffusion, and when placed on the cold side of a construction may increase the risk of interstitial condensation. A calculation should be carried out to BS 5250 : 2021 and designers should consider appropriate techniques for managing the safe egress of moisture vapour with care (such as control of the internal room environment or use of a vapour control layer on the warm side of the insulation).

## 8 Resistance to salt transfer

The product provides an effective barrier to the transmission of salts or other contaminants from the substrate.

## 9 Properties in relation to fire



9.1 The Certificate holder has not declared a reaction to fire classification in accordance with BS EN 13501-1: 2018. Where the product forms the face of a cavity, the permissible areas of use and the spacing of cavity barriers are restricted by the documents supporting the national Building Regulations.



9.2 In England and Wales, when used as part of the external wall above ground level, the membrane should not be used on buildings that have a storey at least 18 m above ground level and which contain one or more dwellings, an institution, a room for residential purposes (excluding any room in a hostel, hotel or boarding house), student accommodation, care homes, sheltered housing, hospitals or dormitories in boarding schools.



9.3 In Scotland, when used as part of the external wall above ground level, the product does not achieve the minimum Class E reaction to fire classification to BS EN 13501-1: 2018 required by Technical Handbook clause 2.4.2, and so designers should seek guidance on the proposed use of the product from the relevant building control body.

## 10 Resistance to puncture

The product has a high resistance to puncture and will not be damaged by normal foot traffic during installation.

## 11 Wall-mounted fittings

Wall-mounted fittings (apart from lightweight items such as framed pictures) should be fixed where possible into battens; the position and number of support fixings into the loadbearing structure are predetermined. Only in exceptional circumstances should fittings be fixed through the membrane and lining board to the loadbearing structure behind, using proprietary fixings. Holes made in the membrane must be filled with a flexible sealant, such as Butyl Rope or Butyl Tape.

## 12 Maintenance

12.1 As the membrane is confined within a wall or ceiling space and has suitable durability (see section 13), maintenance is not required.

12.2 Regular maintenance of all gullies, sumps and pumps must be carried out to ensure that a build-up of water does not occur behind the membrane.

## 13 Durability



Under normal service conditions, the product will provide an effective barrier to the transmission of salts, liquid water, and water vapour for the life of the structure in which it is incorporated.

## 14 Reuse and recyclability

The product comprises polyethylene, which can be recycled.

### 15 Survey

15.1 Where the area to be installed with Wykamol CM3 Cavity Drain Mesh Membrane is below ground, or where conditions are damp, a full survey by a specialist waterproofing surveyor is necessary, to diagnose the cause and to establish if treatment is required.

15.2 If rising damp is found, a remedial treatment is conducted in accordance with the relevant BBA Certificate, BS 6576: 2005 and the Property Care Association *Code of Practice for Installation of Remedial Damp-proof Courses in Masonry Walls*.

15.3 Appropriate remedial measures are taken to rectify major causes of damp conditions or water ingress, and to repair structural defects.

### 16 Surface preparation

16.1 Any unsound plaster, render or screed is removed to expose the substrate which is then cleaned with a stiff brush to remove loose material, laitance, salt residue, mould or adhesive. If mould is present, the substrate should be treated with an HSE-approved fungicidal wash. The Certificate holder can advise on suitable materials and procedures to be used.

16.2 Uneven substrates should be made level with a suitable levelling material to the tolerance described, which should be allowed to set before the membrane is fixed. The Certificate holder can advise on suitable materials.

### 17 Procedure

#### General

17.1 Wykamol CM3 Cavity Drain Mesh Membrane may be used in combination with any of the appropriate Wykamol Waterproofing Systems membranes which are the subject of other Product Sheets of this Certificate.

17.2 For above- and below-ground applications, joints between membranes should be sealed with Butyl Tape for flange-to-stud, with Butyl Rope for stud-to-stud and, for a plaster/render/dot dab finish, with either Fibre Tape or Corner Detail Tape over butt joints.

17.3 At corners where membranes are not installed continuously from one surface to the next, they should be finished at the corner on each surface and sealed together using Corner Detail Tape, Butyl Fibre Tape or Butyl Overseal Tape.

17.4 The membrane should always be used with the lower sheet placed in front of the higher sheet. Fixings are made through the membrane into 10 mm diameter holes drilled centrally through the studs, CM brick plugs with a pre-formed seal, or CM Brick Plugs to which Butyl Rope has been applied around the rim, are inserted into the holes and tapped flush with the membrane. The pre-formed seal or Butyl Rope forms a sealing gasket between the plug and membrane. Alternatively, if used above ground, CM Plaster Plugs can be used with an 8 mm diameter drill hole. The seal must be compressed to function as a barrier against water ingress, and this should be visually checked as each plug is fixed.

17.5 The translucence of the membrane allows the contractor to view the substrate and choose the optimum site for each fixing.

#### Walls

17.6 Installation of the membrane is commenced at the top of the construction. The membrane may require initial fixing on a ceiling or along the upper edge of a wall, prior to final fixings along batten runs. For joints where the flanged edge is not used, the two sheets are overlapped by a minimum of four rows of studs, and for horizontal joints the lower sheet is always positioned in front of the upper sheet.

17.7 Power cables, points and light switches should preferably be remounted in front of the membrane.

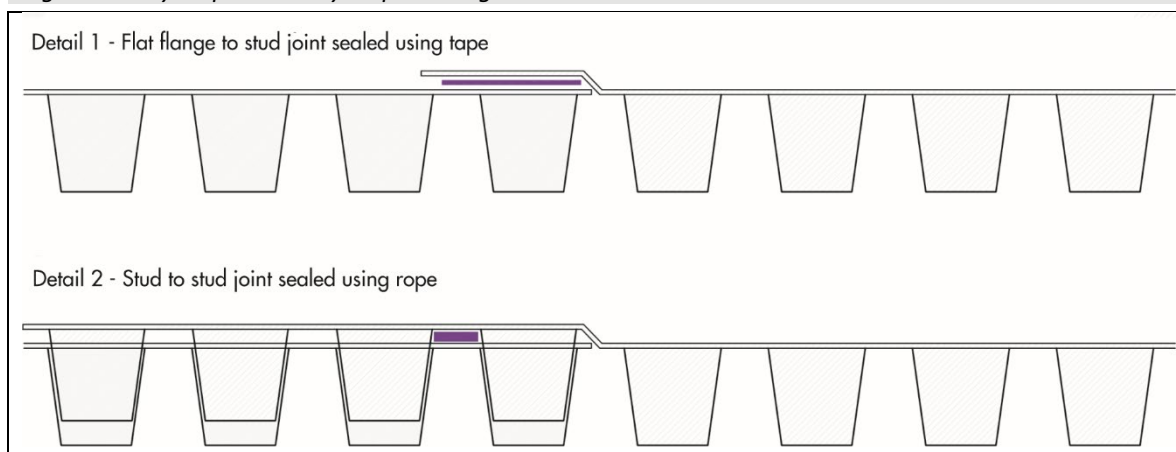


17.8 In below-ground installations, the practice of leaving the top of the wall membrane unsealed where there is no requirement for a ceiling membrane to be installed may need to be reconsidered in cases where odours or vermin is a consideration (such as near to food preparation areas). The advice of the Certificate holder should be sought in these situations.

17.9 The installation is conducted over windows and the membrane is cut away to expose them. The gaps are then sealed with Butyl Tape or Butyl Rope, Corner Detail Tape, Fibre Tape or Butyl Overseal Tape.

17.10 For doors and some obstructions, the technique covered in section 17.9 cannot be used. Instead, the membrane is installed up to the perimeter and the gap sealed in the same manner.

*Figure 3 Butyl Tape and Butyl Rope sealing*



## Ceilings

17.11 Ceilings to be covered must always have a fall, as per vaulted cellar constructions, to ensure water does not build up against the membrane or a joint. The vertical drop between the ends of two membrane sheets for horizontal overlaps should be a minimum of four rows of studs.

17.12 Any sagging of the membrane between fixing points should not be great enough for ponding to occur.

17.13 At the end walls of vaulted constructions, the membrane must be turned down onto the end wall by a minimum of 200 mm. The membrane is mitred as necessary to fit the curve of the ceiling, and the joint sealed with Butyl Tape, Butyl Rope, Corner Detail Tape, Fibre tape or Overseal tape. The adjoining wall membrane should be cut to fit the curve of the ceiling, fixed in front of the ceiling membrane, and the gap sealed with Butyl Tape, Butyl Rope, Corner Detail Tape, Fibre Tape or Butyl Overseal Tape.

17.14 Most common lightweight plasters, renovating plasters and one-coat plasters can be applied to Wykamol CM3 Cavity Drain Mesh Membrane using the procedures defined in BS EN 13914-2: 2016 and/or the appropriate BBA Certificate (if applicable). When using sand/cement render, a mix of one part cement, one part lime to six parts sand should be used (1.1.6 mix) incorporating a suitable plasticiser, applied to a total thickness of 20 mm in accordance with BS 8481: 2006. Where appropriate, the recommendations of the Certificate holder should be followed.

17.15 The plaster should be a minimum total depth of 15 mm.

## 18 Dry lining of walls

Gypsum plasterboard to BS EN 520: 2004, or similar dry lining boards covered by a current BBA Certificate, are fixed to the battens with galvanized screws or nails, positioned a minimum of 12 mm from the edge of the board. Care should be taken to ensure that penetration of the plasterboard by screws or nails is less than the batten depth to avoid puncturing the membrane.

## 19 Finishing works

After the membrane has been installed and the walls dry-lined, permanent decorations, such as vinyl papers or oil paints, may be applied. Temporary permeable decorations (necessary with traditional cement-based waterproofing) are not necessary for use with the product.

## Technical Investigations

### 20 Tests

Tests were carried out on Wykamol CM3 Cavity Drain Mesh Membrane and the results assessed to determine:

- thickness and weight per unit area
- strength at joint
- nail-tear resistance only
- water tightness of joints
- strength of bond mesh to membrane
- hard body impact
- soft body impact
- effectiveness of sealing plugs.

### 21 Investigations

21.1 The manufacturing process was evaluated, including the methods adopted for quality control, and details were obtained of the quality and composition of the materials used.

21.2 An assessment was made of the scope of use and durability of the product in relation to the generic properties of the membrane.

## Bibliography

BS 5250: 2021 *Management of moisture in buildings. Code of practice*

BS 6576: 2005 + A1: 2012 *Code of practice for diagnosis of rising damp in walls of buildings and installation of chemical damp-proof courses*

BS 8102: 2022 *Code of practice for protection of below ground structures against water from the ground*

BS EN 520: 2004 + A1 : 2009 *Gypsum plasterboards — Definitions, requirements and test methods*

BS 8481: 2006 *Design, preparation and application of internal gypsum, cement, cement and lime plastering systems – Specification*

BS EN 13501-1: 2018 *Fire classification of construction products and building elements— Classification using data from reaction to fire tests*

BS EN 13914-2: 2016 *Flexible sheets for waterproofing — Plastic and rubber damp proof sheets including plastic and rubber basement tanking sheets — Definitions and characteristics*

BS EN 13967: 2012 + A1 : 2017 *Flexible sheets for waterproofing — Plastic and rubber damp proof sheets including plastic and rubber basement tanking sheet — Definitions and characteristics*

BS EN ISO 9001: 2015 *Quality management systems — Requirements*

Property Care Association COP09 *Code of Practice for Installation of Remedial Damp-proof Courses in Masonry Walls*

### 22 Conditions

22.1 This Certificate:

- relates only to the product/system that is named and described on the front page
- is issued only to the company, firm, organisation, or person named on the front page – no other company, firm, organisation or person may hold or claim that this Certificate has been issued to them
- is valid only within the UK
- has to be read, considered, and used as a whole document – it may be misleading and will be incomplete to be selective
- is copyright of the BBA
- is subject to English Law.

22.2 Publications, documents, specifications, legislation, regulations, standards and the like referenced in this Certificate are those that were current and/or deemed relevant by the BBA at the date of issue or reissue of this Certificate.

22.3 This Certificate will remain valid for an unlimited period provided that the product/system and its manufacture and/or fabrication, including all related and relevant parts and processes thereof:

- are maintained at or above the levels which have been assessed and found to be satisfactory by the BBA
- continue to be checked as and when deemed appropriate by the BBA under arrangements that it will determine
- are reviewed by the BBA as and when it considers appropriate.

22.4 The BBA has used due skill, care and diligence in preparing this Certificate, but no warranty is provided.

22.5 In issuing this Certificate the BBA is not responsible and is excluded from any liability to any company, firm, organisation or person, for any matters arising directly or indirectly from:

- the presence or absence of any patent, intellectual property or similar rights subsisting in the product/system or any other product/system
- the right of the Certificate holder to manufacture, supply, install, maintain, or market the product/system
- actual installations of the product/system, including their nature, design, methods, performance, workmanship, and maintenance
- any works and constructions in which the product/system is installed, including their nature, design, methods, performance, workmanship, and maintenance
- any loss or damage, including personal injury, howsoever caused by the product/system, including its manufacture, supply, installation, use, maintenance, and removal
- any claims by the manufacturer relating to CE marking.

22.6 Any information relating to the manufacture, supply, installation, use, maintenance and removal of this product/system which is contained or referred to in this Certificate is the minimum required to be met when the product/system is manufactured, supplied, installed, used, maintained and removed. It does not purport in any way to restate the requirements of the Health and Safety at Work etc. Act 1974, or of any other statutory, common law or other duty which may exist at the date of issue or reissue of this Certificate; nor is conformity with such information to be taken as satisfying the requirements of the 1974 Act or of any statutory, common law or other duty of care.